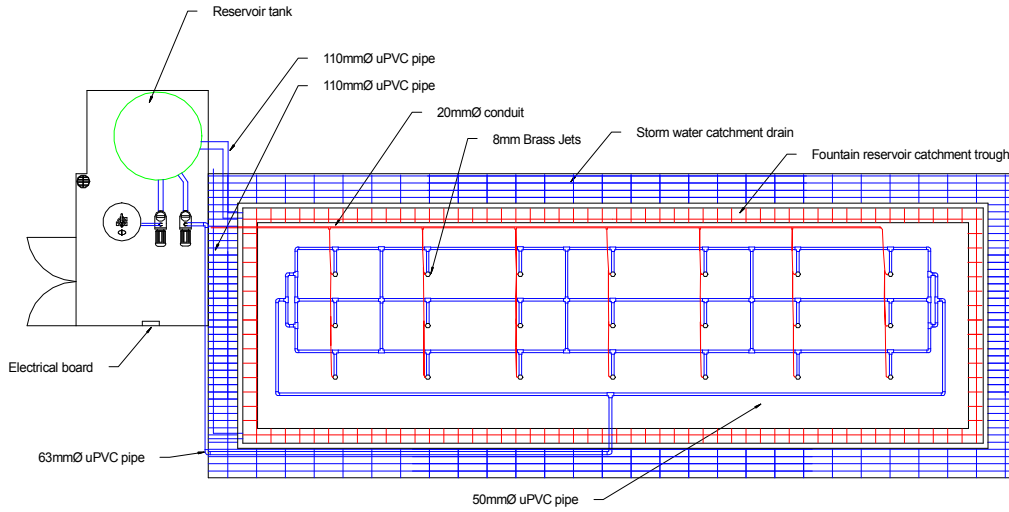
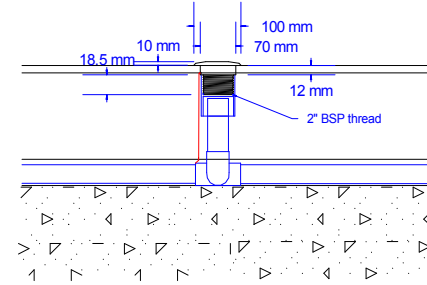


# Layout Plan



# Jet detail



Notes:

Pump room requirements:  
220-230V 32A  
mains water supply 6bar 15mmØ  
100mm bore for drainage

Water reservoir tank - 5500L

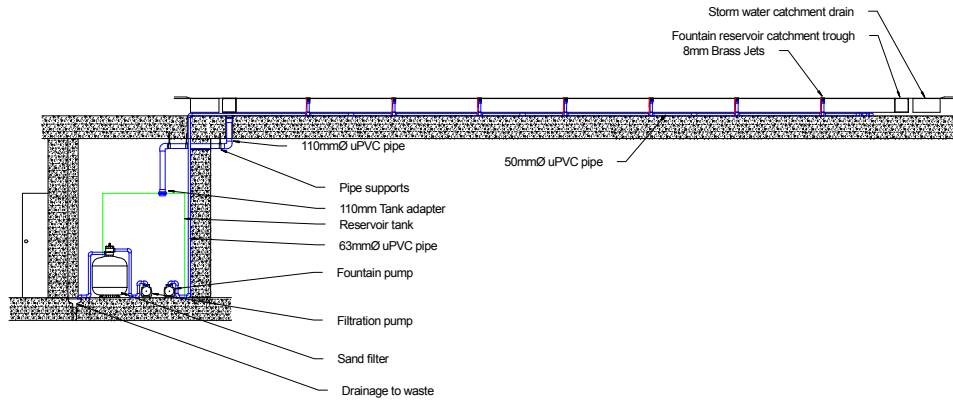
Filtration pump - 0.75Kw

Fountain pump - 1.1Kw

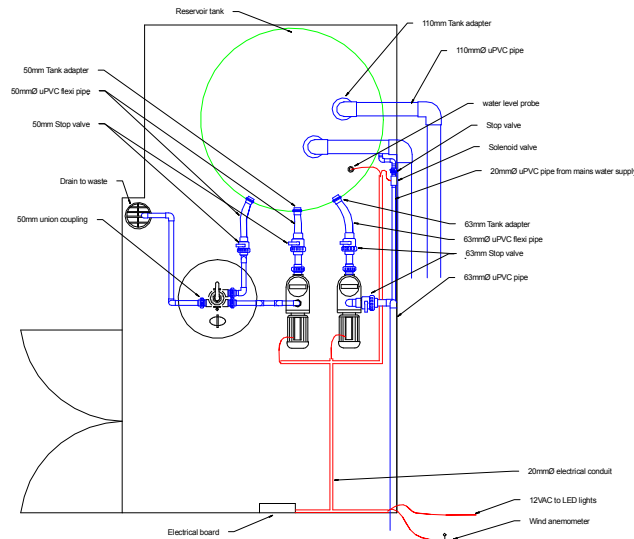
100mm bore for fountain return pipe

150mm bore for fountain drainage to reservoir tank x2

# Layout Section




# Pump room plan



Project:  
**Masa Centre**

Description:  
**Layout**



**Pool Spa & Filtration  
Supplies (Pty) Ltd**

Tel: (011) 793-1381 Fax: (011) 792-3393  
Email: info@poolspa.co.za

Date: 27/09/2010 Dwg N°: 1 A

Scale: N/A Rev: 0